



# South Hams District Council - Draft Council Tax Reduction Scheme

1. Page 1




2. Page 2

1. Do you agree with the Proposal 1 to remove the Family Premium for all new working age applicants?						Response Percent	Response Total	
1	Yes					71.43%	10	
2	No					28.57%	4	
3	Don't know					0.00%	0	
<b>Analysis</b>	Mean:	1.29	Std. Deviation:	0.45	Satisfaction Rate:	14.29	answered	14
	Variance:	0.2	Std. Error:	0.12			skipped	1

3. Page 3

2. If you disagree, what alternative do you propose?				Response Percent	Response Total	
1	Open-Ended Question			100.00%	3	
1	27/07/16 4:50PM ID: 42086130	I don't understand why families with children need to be penalised and I don't see why we can't keep the status quo				
2	28/07/16 12:40PM ID: 42119619	Everything is generally means tested, those whose limited income is used to keep just themselves afloat shouldn't receive the same discount as those who are trying to provide for themselves and their children. Reduce council spenditure in a less crucial area - grass cutting, top of the range office resources or similar.				
3	30/07/16 1:21AM ID: 42214363	Keep the family premium				
				answered	3	
				skipped	12	

4. Page 4

3. Do you agree with the Proposal 2 to reduce the backdating to 1 month?						Response Percent	Response Total
1	Yes					71.43%	10
2	No					21.43%	3
3	Don't know					7.14%	1
				answered	14		

### 3. Do you agree with the Proposal 2 to reduce the backdating to 1 month?

						Response Percent	Response Total	
<b>Analysis</b>	Mean:	1.36	Std. Deviation:	0.61	Satisfaction Rate:	17.86	skipped	1
	Variance:	0.37	Std. Error:	0.16				



### 5. Page 5

### 4. If you disagree, what alternative do you propose?

				Response Percent	Response Total	
1	Open-Ended Question			100.00%	1	
1	30/07/16 1:21AM ID: 42214363	Keep the 6 month backdating provision subject to circumstances. A change may be tragic for people with health physical and mental health issues			answered	1
					skipped	14

### 6. Page 6

### 5. Do you agree with the Proposal 3 to use a set Minimum Income Floor for self-employed earners after 1 year's self-employment?

						Response Percent	Response Total	
1	Yes				64.29%	9		
2	No				35.71%	5		
3	Don't know				0.00%	0		
<b>Analysis</b>	Mean:	1.36	Std. Deviation:	0.48	Satisfaction Rate:	17.86	answered	14
	Variance:	0.23	Std. Error:	0.13			skipped	1

### 7. Page 7

### 6. If you disagree, what alternative do you propose?




				Response Percent	Response Total	
1	Open-Ended Question			100.00%	4	
1	26/07/16 12:06AM ID: 42006629	In general, nobody should assume anything. It's a very piss poor method of gauging anything. For instance: "all council workers are lazy" is a terrible assumption; or is it?				
2	27/07/16 4:50PM ID: 42086130	I strongly disagree with this, as a single parent who is self employed and looks after two young children it is just very difficult to build a business quickly, I work about 20 hours a week and currently don't make anything near the minimum income floor you would assume for me. It will in reality mean that I am earning very little and having to pay full council tax regardless of the imagined amounts you think I will be earning. I think it is cruel to penalise single families with young children in this way. I am working				

## 6. If you disagree, what alternative do you propose?

			Response Percent	Response Total
		on expanding my business and this is happening gradually, I am not sitting around watching tv all day, I have very little money to invest so I will not be able to overnight bring my business to align to the minimum income floor. I think that these changes you are proposing are hitting those who can least afford it, you would be adding an extra £100 a month to my bills this way leaving me even less to invest in growing my business. I suggest that you continue to help and protect single parents like myself who are self employed regardless of the nasty decisions the Conservative led government might be implementing, it doesn't look like Universal Credit has been that great a success anyway, instead of throwing more money after bad, I would suggest you keep it to continue helping those who need it		
3	28/07/16 12:40PM ID: 42119619	Those who are self-employed and on low earnings may not be able to sufficiently expand their business to reach the required threshold for a number of reasons. They should not be forced to take on any old basic wage job rather than work in the field they are trained in and have worked in for years. Council spending should be reduced in other areas, possibly reducing petrol and food allowances available to high wage earners within the council whenever they may be having meeting at other council offices. They should set a maximum earning threshold for entitlement to any allowances as those who are well paid can afford much more than those who aren't.		
4	30/07/16 1:21AM ID: 42214363	Self-employment is not able to fit in with the normal 9 to 5. Each circumstances are different. disgraceful idea		
			answered	4
			skipped	11

## 8. Page 8

## 7. Do you agree with the Proposal 4 to reduce the period a person can be absent from Great Britain, and still receive Council Tax Reduction to 4 weeks?

						Response Percent	Response Total	
1	Yes					71.43%	10	
2	No					21.43%	3	
3	Don't know					7.14%	1	
<b>Analysis</b>	Mean:	1.36	Std. Deviation:	0.61	Satisfaction Rate:	17.86	answered	14
	Variance:	0.37	Std. Error:	0.16			skipped	1

## 9. Page 9

## 8. If you disagree, what alternative do you propose?

			Response Percent	Response Total
1	Open-Ended Question		100.00%	2
1	27/07/16 6:11PM ID: 42090475	8 weeks		
2	30/07/16 1:21AM ID: 42214363	12 weeks and up to 26 weeks in exceptional circumstances..		

**8. If you disagree, what alternative do you propose?**

	Response Percent	Response Total
answered		2
skipped		13

10. Page 10

**9. Do you agree with the Proposal 5 – To remove the element of Work Related Activity Component for the calculation of the current Scheme for the new Employment and Support Allowance applicants?**

	Response Percent	Response Total
1 Yes	57.14%	8
2 No	14.29%	2
3 Don't know	28.57%	4
<b>Analysis</b>	Mean: 1.71 Std. Deviation: 0.88 Satisfaction Rate: 35.71	answered 14
	Variance: 0.78 Std. Error: 0.24	skipped 1

11. Page 11

**10. If you disagree, what alternative do you propose?**

	Response Percent	Response Total
1 Open-Ended Question	100.00%	1
1 18/08/16 10:15PM ID: 42976598 No Change		
answered		1
skipped		14

12. Page 12




**11. Do you agree with the Proposal 6 – To limit the number of dependant children within the calculation for Council Tax Reduction to a maximum of 2?**

	Response Percent	Response Total
1 Yes	69.23%	9
2 No	15.38%	2
3 Don't know	15.38%	2
<b>Analysis</b>	Mean: 1.46 Std. Deviation: 0.75 Satisfaction Rate: 23.08	answered 13
	Variance: 0.56 Std. Error: 0.21	skipped 2

### 13. Page 13

12. If you disagree, what alternative do you propose?				Response Percent	Response Total
1	Open-Ended Question			100.00%	2
1	26/07/16 12:06AM ID: 42006629	Where is the South Hams? Part of the USSR or a province of China? Come on!			
2	30/07/16 1:21AM ID: 42214363	Disgraceful - NO CHANGE This is penalising families with more than 2 children similarly to china whereby families were only allowed to have 1 child..			
				answered	2
				skipped	13




### 14. Page 14

13. Do you agree with the Proposal 7 – Where someone is already paid Universal Credit (Carers Element) to look after someone with a disability, to remove entitlement to the Severe Disability Premium?						Response Percent	Response Total	
1	Yes					64.29%	9	
2	No					28.57%	4	
3	Don't know					7.14%	1	
<b>Analysis</b>	Mean:	1.43	Std. Deviation:	0.62	Satisfaction Rate:	21.43	answered	14
	Variance:	0.39	Std. Error:	0.17			skipped	1

### 15. Page 15

14. If you disagree, what alternative do you propose?				Response Percent	Response Total
1	Open-Ended Question			100.00%	3
1	27/07/16 4:50PM ID: 42086130	I don't really understand this. Are you proposing on taking away benefits to the disabled and their carers????			
2	28/07/16 12:40PM ID: 42119619	I propose that those who are charged with making decisions for the council have a think about their ethics before reaching the right decision.			
3	30/07/16 1:21AM ID: 42214363	I may not have understood this .. So the person that needs the care AND the person that GIVES the care are 2 separate people. The person who needs the care would loose the premium and have to subsidise that with the care allowance premium received.. so a reduction This would be disgraceful too			
				answered	3
				skipped	12

16. Page 16

15. Do you agree with the Proposal 8 – To remove the additional earnings disregard and apply the standard disregards irrespective of hours worked to those applicants also claiming Universal Credit?						Response Percent	Response Total	
1	Yes					57.14%	8	
2	No					7.14%	1	
3	Don't know					35.71%	5	
<b>Analysis</b>	Mean:	1.79	Std. Deviation:	0.94	Satisfaction Rate:	39.29	answered	14
	Variance:	0.88	Std. Error:	0.25			skipped	1

17. Page 17

16. If you disagree, what alternative do you propose?				Response Percent	Response Total	
1	Open-Ended Question			100.00%	1	
1	27/07/16 4:50PM ID: 42086130	This new system is hugely unfair and I don't agree with it, it does not help people earn more money nor is it an incentive to work, it just means they get less benefits, I think Universal Credit is a terrible thing and I am upsets that the council is thinking about implementing it before it has even rolled out properly				
				answered	1	
				skipped	14	



18. Page 18



17. Our preferred option is to adopt the changes proposed above, which options do you think we should consider?				
	Yes	No	Don't know	Response Total
Introduce the 8 changes proposed	53.8% (7)	46.2% (6)	0.0% (0)	13
Keep the Scheme as it is now	27.3% (3)	72.7% (8)	0.0% (0)	11
Increase the level of Council Tax	33.3% (4)	58.3% (7)	8.3% (1)	12
Find savings from cutting other Council Services	46.2% (6)	46.2% (6)	7.7% (1)	13
Use Council savings	41.7% (5)	58.3% (7)	0.0% (0)	12
Other	20.0% (2)	50.0% (5)	30.0% (3)	10
			answered	14
			skipped	1




**17. Our preferred option is to adopt the changes proposed above, which options do you think we should consider?**




		Yes	No	Don't know	Response Total	
If other, please use the space below to tell us what other options you would like us to consider: (2)						
1	26/07/16 12:06AM ID: 42006629	Scrap non-essential services. Burn down Follaton House. Reduce levels of bullshit used.				
2	10/08/16 8:45PM ID: 42651488	Take in to account the money from UC as currently disregarded in the assessment.				

## Matrix Charts

17.1. Introduce the 8 changes proposed						Response Percent	Response Total	
1	Yes					53.8%	7	
2	No					46.2%	6	
3	Don't know					0.0%	0	
<b>Analysis</b>	Mean:	1.46	Std. Deviation:	0.5	Satisfaction Rate:	23.08	answered	13
	Variance:	0.25	Std. Error:	0.14				

17.2. Keep the Scheme as it is now						Response Percent	Response Total	
1	Yes					27.3%	3	
2	No					72.7%	8	
3	Don't know					0.0%	0	
<b>Analysis</b>	Mean:	1.73	Std. Deviation:	0.45	Satisfaction Rate:	36.36	answered	11
	Variance:	0.2	Std. Error:	0.13				

17.3. Increase the level of Council Tax						Response Percent	Response Total	
1	Yes					33.3%	4	
2	No					58.3%	7	
3	Don't know					8.3%	1	
<b>Analysis</b>	Mean:	1.75	Std. Deviation:	0.6	Satisfaction Rate:	37.5	answered	12
	Variance:	0.35	Std. Error:	0.17				

17.4. Find savings from cutting other Council Services						Response Percent	Response Total
1	Yes					46.2%	6
2	No					46.2%	6
3	Don't know					7.7%	1

17.4. Find savings from cutting other Council Services						Response Percent	Response Total	
Analysis	Mean:	1.62	Std. Deviation:	0.62	Satisfaction Rate:	30.77	answered	13
	Variance:	0.39	Std. Error:	0.17				

17.5. Use Council savings						Response Percent	Response Total	
1	Yes					41.7%	5	
2	No					58.3%	7	
3	Don't know					0.0%	0	
Analysis	Mean:	1.58	Std. Deviation:	0.49	Satisfaction Rate:	29.17	answered	12
	Variance:	0.24	Std. Error:	0.14				

17.6. Other						Response Percent	Response Total	
1	Yes					20.0%	2	
2	No					50.0%	5	
3	Don't know					30.0%	3	
Analysis	Mean:	2.1	Std. Deviation:	0.7	Satisfaction Rate:	55	answered	10
	Variance:	0.49	Std. Error:	0.22				

18. Which is your preferred option? (Choose order of preference ranking from 1 to 6 with 1 being your most preferred option and 6 your least)		
Item	Total Score <sup>1</sup>	Overall Rank
Keep the Scheme as it is now	57	1
Introduce the 8 changes proposed	56	2
Increase the level of Council Tax	53	3
Find savings from cutting other Council Services	52	4
Use Council savings	46	5
Other	30	6
<sup>1</sup> Score is a weighted calculation. Items ranked first are valued higher than the following ranks, the score is a sum of all weighted rank counts.	answered	14
	skipped	1
If other, please use the space below to tell us what other options you would like us to consider. (1)		
1	30/07/16 1:21AM ID: 42214363	Right a letter of complaint to the Gov that these terms are unacceptable





**19. If you have any further comments to make regarding the Council Tax Reduction scheme, that you haven't had opportunity to raise elsewhere, please use the space below.**

			Response Percent	Response Total
1	Open-Ended Question		100.00%	3
1	27/07/16 12:59PM ID: 42074080	<p>INCREASE Council Tax on Second Homes still further.</p> <p>Find and migrate all holiday lets to be BUSINESS properties and ensure they pay for Trade Waste collection</p> <p>Ensure businesses cannot masquerade as domestic residential properties</p> <p>Flnd ways not to WASTE money. There was money that did not need to be spent used on the Coronation Park (Dartmouth) Dinghy Park. That should never have been spent</p>		
2	27/07/16 4:50PM ID: 42086130	I want to say that I am hugely grateful to the Council for the reduction I currently get, it would make life harder if it was changed, Universal Credit has run into terrible difficulties, it is an unfair and frankly cruel system in places, and I am sorry to see that you are thinking of implementing parts of it before it has even been rolled out properly		
3	28/07/16 12:40PM ID: 42119619	Please think very carefully about the people you are affecting before making such important changes; they are the some of the most vulnerable people within our society: those who have disabilities, those who work hard but earn very little and those who have dependents.		
			answered	3
			skipped	12


## 20. Page 20

**20. Are you completing this questionnaire as:**



						Response Percent	Response Total	
1	A resident of South Hams					92.86%	13	
2	An organisation (please write the organisation you are representing in box below)					0.00%	0	
3	A voluntary/community group (please write the group you are representing in box below)					0.00%	0	
4	A business					0.00%	0	
5	A Landlord					0.00%	0	
6	Other (please specify):					7.14%	1	
<b>Analysis</b>	Mean:	1.36	Std. Deviation:	1.29	Satisfaction Rate:	7.14	answered	14
	Variance:	1.66	Std. Error:	0.34			skipped	1
Other (please specify): (1)								
1	14/07/16 10:00AM ID: 41504591	Non resident						

## 21. Page 21




### 21. Do you pay your Council tax to South Hams District Council?

		Response Percent	Response Total
1	Yes		100.00% 12
2	No		0.00% 0
<b>Analysis</b>	Mean: 1	Std. Deviation: 0	Satisfaction Rate: 0
	Variance: 0	Std. Error: 0	
			answered: 12
			skipped: 3

### 22. Are you, or someone in your household, getting a Council Tax Reduction at this time?

		Response Percent	Response Total
1	Yes		45.45% 5
2	No		54.55% 6
3	Don't know/Not sure		0.00% 0
<b>Analysis</b>	Mean: 1.55	Std. Deviation: 0.5	Satisfaction Rate: 27.27
	Variance: 0.25	Std. Error: 0.15	
			answered: 11
			skipped: 4



### 23. What is your sex?

		Response Percent	Response Total
1	Male		58.33% 7
2	Female		33.33% 4
3	Transgender		0.00% 0
4	Prefer not to say		8.33% 1
5	Other (please specify):		0.00% 0
<b>Analysis</b>	Mean: 1.58	Std. Deviation: 0.86	Satisfaction Rate: 14.58
	Variance: 0.74	Std. Error: 0.25	
			answered: 12
			skipped: 3

Other (please specify): (0)

No answers found.

### 24. Age

		Response Percent	Response Total
1	Under 18		0.00% 0
2	18-24		0.00% 0
3	25-34		0.00% 0
4	35-44		8.33% 1
5	45-54		33.33% 4

## 24. Age

						Response Percent	Response Total	
6	55-64					16.67%	2	
7	65-74					16.67%	2	
8	75-84					0.00%	0	
9	85+					0.00%	0	
10	Prefer not to say					25.00%	3	
<b>Analysis</b>	Mean:	6.67	Std. Deviation:	2.09	Satisfaction Rate:	62.96	answered	12
	Variance:	4.39	Std. Error:	0.6			skipped	3

## 25. Disability: Are your day to day activities limited because of a health problem or disability which has lasted, or is expected to last, at least 12 months?

						Response Percent	Response Total	
1	Yes					16.67%	2	
2	No					58.33%	7	
3	Don't know/Not sure					0.00%	0	
4	Prefer not to say					25.00%	3	
<b>Analysis</b>	Mean:	2.33	Std. Deviation:	1.03	Satisfaction Rate:	44.44	answered	12
	Variance:	1.06	Std. Error:	0.3			skipped	3



## 26. Are you currently:

						Response Percent	Response Total	
1	Single					75.00%	9	
2	Sharing a home as part of a couple					25.00%	3	
<b>Analysis</b>	Mean:	1.25	Std. Deviation:	0.43	Satisfaction Rate:	25	answered	12
	Variance:	0.19	Std. Error:	0.12			skipped	3








## 27. How many children?

						Response Percent	Response Total	
1	None					54.55%	6	
2	1 to 2					45.45%	5	
3	3 to 4					0.00%	0	
4	5 or more					0.00%	0	
<b>Analysis</b>	Mean:	1.45	Std. Deviation:	0.5	Satisfaction Rate:	15.15	answered	11
	Variance:	0.25	Std. Error:	0.15			skipped	4



### 28. Are you a carer?

						Response Percent	Response Total	
1	Yes					8.33%	1	
2	No					91.67%	11	
<b>Analysis</b>	Mean:	1.92	Std. Deviation:	0.28	Satisfaction Rate:	91.67	answered	12
	Variance:	0.08	Std. Error:	0.08			skipped	3

### 29. Which of these would best describe your current status

						Response Percent	Response Total	
1	Employed part-time					8.33%	1	
2	Employed full-time					16.67%	2	
3	Self employed part-time					16.67%	2	
4	Self employed full-time					16.67%	2	
5	Unemployed					8.33%	1	
6	Permanently sick/disabled					0.00%	0	
7	Retired from work					25.00%	3	
8	Doing something else					8.33%	1	
<b>Analysis</b>	Mean:	4.42	Std. Deviation:	2.25	Satisfaction Rate:	48.81	answered	12
	Variance:	5.08	Std. Error:	0.65			skipped	3

### 30. Ethnic Origin: What is your ethnic group?(please select the option that best describes you)

						Response Percent	Response Total	
1	Asian or Asian British					0.00%	0	
2	Black or Black British					0.00%	0	
3	Chinese					0.00%	0	
4	Gypsy or Traveller					0.00%	0	
5	Mixed heritage or multiple ethnic groups					0.00%	0	
6	White British					91.67%	11	
7	White Other					8.33%	1	
8	Other ethnic origin (please describe):					0.00%	0	
<b>Analysis</b>	Mean:	6.08	Std. Deviation:	0.28	Satisfaction Rate:	72.62	answered	12
	Variance:	0.08	Std. Error:	0.08			skipped	3

Other ethnic origin (please describe): (0)

**30. Ethnic Origin: What is your ethnic group?(please select the option that best describes you)**

	<b>Response Percent</b>	<b>Response Total</b>
No answers found.		